
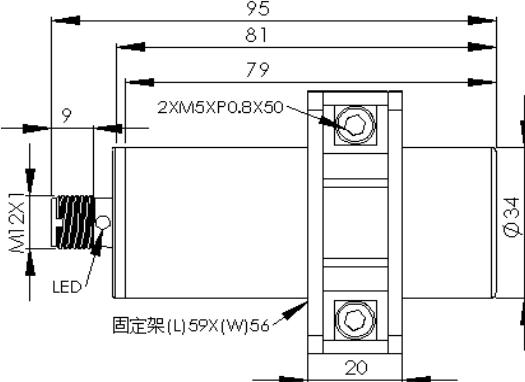
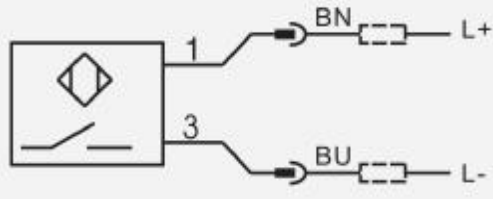
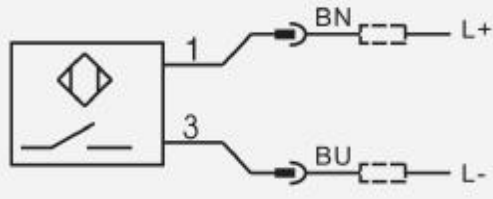


<p>IE1115 Inductive proximity sensor Plastic housing  34 M12 Connector Size 95mm Sensing range 30mm[nf] Non-flush</p>	 <p>CE RoHS</p>
Electric design	AC/DC
Output	NO
Operating voltage[V]	20...250 AC/DC
Current loading[mA]	350
Short-circuit protection	NO
Overload protection	NO
Voltage drop[V]	< 7.5 AC / 6 DC
Consumed Current[mA]	< 2.5 (250 V AC) / < 1.3 (110 V AC) / < 0.8 (24 V DC)
Real sensing range[mm]	30±10%
Operating range[mm]	0...24
Switch-point drift[%/Sr]	-10...10
Hysteresis[%/Sr]	1...15
Switching frequency[Hz]	25 AC / 50 DC
Adjustment factors	Low carbon steel =1 / stainless steel approx.0.7 / brass approx.0.5
ESD[KV] EN61000-4-2	6kV III
EFT[KV] EN61000-4-4	2kV III
Walkie talking experiment[mm]	<1
Operating temperature[°C/°F]	-25...80
Protection classification	IP67
Dimension[mm]	
Housing material	PBT+GF
Function display switching status LED	Red(90°)
Connection	M12 Connector
<p>Wiring</p> <p>Core color</p>  <p>WH 白色  BN 棕色  BU 蓝色  BK 黑色 </p>	
Accessory(Included)	Mounting clamp