



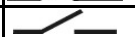





<p>FL3313 Sanitary Flow Sensor Stainless steel housing Seal plus water-proof construction</p> <p>Connection: Internal thread M18 x 1.5 Programmable Three-digit number display M12 Socket</p>	 <p>RoHS CE</p>				
Applications	Liquid and gas				
Electric design	DC Realy + PNP				
Supply voltage[V]	20...36 DC				
Output	Model	Temperature		Flow	
	NO 0	NO		NO	
	NO 1	NC		NC	
	NO 2	NO		NC	
	NO 3	NC		NO	
Overload protection	Yes				
Short-circuit protection	Yes				
Reverse polarity protection	Yes				
Current consumption[mA]	<80				
Programme Choice	delaying range/window fuction; output set;high-low point study;°C/ °F;forward and reverse set;SP set				
Temperature check range[°C/°F]	-40...150/-40...302				
Precision show[°C/°F]	0.5/1				
Max. temperature drift[K/min]	300				
Pressure resistance[bar]	300				
Gas Medium temperature[°C/°F]	-25...95/-13...203 (140°C one hour)				
Liquid setting range[cm/S]	3...300				
Max sensitivity of range for liquid[cm/	3...100				
Gas setting range[cm/S]	200...3000				
Max sensitivity of range for gas[cm/S]	200...800				
Startup time[s]	< 8				
Output response time[s]	< 2				
Liquid Medium temperature[°C/°F]	-25...95/-13...203 (140°C one hour)				
Environment temperature[°C/°F]	-25...80/-13...176				
Storage temperature[°C/°F]	-25...40/-13...104				
Protection/Enclosure rating	IP69k				
Authentication	FDA				
Static EN61000-4-2	6kV-CD / 8kV-AD				

Group Plus EN61000-4-4	2kV
Interphone test[mm]	<10
Shock resistance[g]	50
Anti-knock[g]	20
Housing material	Stainless steel 316L
Pedestal	Stainless steel 304
Probe material/Wetted parts	Stainless steel 316L
Function display	Flow:3 colors LED×10;Temperature:three-digit display
Cable connection	M12 Socket
Wiring	
Core color	



ema electronics

website: www.ema-electronic.com

e-mail: sales@ema-electronic.com