


FNI_IOL-106-004-M08 manual

1. Connection diagram

As shown in Figure 1.

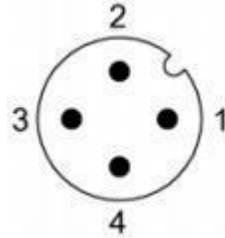


Picture 1

- | | |
|--------------------------|--|
| 1 IO-Link interface | 8 Fixing holes |
| 2 Fixing holes | 9 Port LED : Standard input port 7, Pin4 |
| 3 Label | 10 Standard Input Port 6 |
| 4 Standard input port 1 | 11 Standard input port 4 |
| 5 Standard input port 3 | 12 Standard input port 2 |
| 6 Standard input port 5 | 13 Standard input port 0 |
| 7 Standard input ports 7 | 14 Status LED: Communication/Module |

2. IO-Link interface diagram

As shown in picture 2.
M12, A code, male

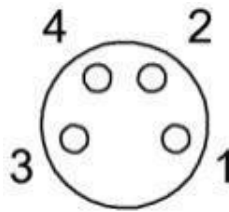


pin	Function
1	Power controller, +24V, max 1 1A
2	NC
3	GND
4	C / Q, IO-Link data transmission Channel

Picture 2

3. Standard output port connection diagram

As shown in picture 3.
M8, female



pin	Function
1	Powered by, +24V, 100mA
2	Input
3	GND
4	Input

Picture 3

4. IO-Link data

4.1 Parameter

As shown in Table 1-1.

Surface 1-1

Data transmission baud rate	COM2 (38.4kbit/s)
Frame type	2.V
Process data length	2

4.2 Process data/output data

No output data is defined.

4.3 Process data/input data

As shown in picture 4.

Bit	0								1							
	7	6	5	4	3	2	1	0	7	6	5	4	3	2	1	0
Describe	input port7 Pin4	input port6 Pin4	input port5 Pin4	input port4 Pin4	input port3 Pin4	input port2 Pin4	input port1 Pin4	input port0 Pin4	input port7 Pin2	input port6 Pin2	input port5 Pin2	input port4 Pin2	input port3 Pin2	input port2 Pin2	input port1 Pin2	input port0 Pin2

Picture 4

4.4 Parameter data/request data

As shown in picture 5.

DPP	SPDU		Object name	length	Scope	Defaults
Index	Index	Subindex				
			Supplier ID	2		0x0454
			Device ID	3		0x0994D0
	0x10	0	Supplier name	18	Read only	FAS (Fujian) Co. , LTD
	0x11	0	Supplier text	16		www. fas-elec. com
	0x12	0	Product name	20		FNI IOL-106-004-M08
	0x13	0	Product ID	6		00B511
	0x14	0	Product text	12		IO-Link M8 16DI NPN
	0x16	0	Hardware version	3		20200723
	0x17	0	Firmware version	3		2.01
	0x40	0	Bit reversal	2	0000-FFFF	0x0000

Picture5

Note:

0x40 Set bit reverse: 0-bit is not reversed, 1-bit is reversed, such as external input is 0x0000, when 0x40 is 0x0000, the value is 0x0

4.5 Mistake

As shown in picture 6.

Error code	Additional code
Device app error 0x80	Index unavailable 0x11
	Subindex unavailable 0x12
	Value out of range 0x30

Picture 6

4.6 Event

As shown in picture7.

Class/Qualifier			Code (high + low)			
Model	Type	Example				
Appear	Mistake	AL	Device hardware	Powered by	Power supply low voltage	U2=Powered by+24V
0xC0	0x30	0x03	0x5000	0x0100	0x0010	0x0002
0xF3			0x5112			
Disappear	Mistake	AL	Device hardware	Powered by	Power supply low voltage	U2=Powered by+24V
0x80	0x30	0x03	0x5000	0x0100	0x0010	0x0002
0xB3			0x5112			
Appear	Mistake	AL	Device hardware	Powered by	Peripheral power supply	
0xC0	0x30	0x03	0x5000	0x0100	0x0060	
0xF3			0x5160			
Disappear	Mistake	AL	Device hardware	Powered by	Peripheral power supply	
0x80	0x30	0x03	0x5000	0x0100	0x0060	
0xB3			0x5160			

Picture 7