



乐清市乐宇自动化电气有限公司

Yueqing Leyu Electric Automation Co., Ltd.

30W Single Output Industrial DIN Rail Power Supply

DR-30 series

Features:

Universal AC input/ full range

Protections: Short circuit/ Over load/ Over voltage

Cooling by free air convection

Can be installed on DIN rail TS-35/7.5 or 15

Isolation class II

LED indicator for power on

100% full load burn-in test

2 years warranty

SPECIFICATIONS				
OUTPUT				
Model	DR-30-5	DR-30-12	DR-30-15	DR-30-24
DC Voltage	5V	12V	15V	24V
Rated Current	3A	2A	2A	1.5A
Current Range	0-3A	0-2.5A	0-2A	0-1.5A
Rated Power	15W	24W	30W	36W
Ripple & Noise	80mVp-p	120mVp-p	120mVp-p	150mVp-p
Voltage Adj. Range	4.75-5.5V	10.8-13.2V	13.5-16.5V	21.6-26.4V
Voltage Tolerance	±2%	±1%	±1%	±1%
Line regulation	±1%	±1%	±1%	±1%
Load regulation	±1%	±1%	±1%	±1%
Setup, Rise, Hold Up Time	100ms,30ms/230VAC	100ms,30ms/115VAC at full load		
	100ms/230VAC	21ms/115VAC at full load		
INPUT				
Voltage Range	85~264VAC 47~63Hz; 120~370VDC			
AC Current	0.88A/115V 0.48A/230V			
Efficiency	74%	81%	82%	83%
Inrush Current	Cold start 15A/115V 30A/230V			
PROTECTION				
Over Load	105%~160% rated output power			
	Protection type: Constant current limiting, recovers automatically after fault condition is removed			
Over Voltage	5.75-6.75V	13.8-16.2V	17.25-20.25V	27.6-32.4V
	Protection type: Shut down o/p voltage, re-power on to recover			



乐清市乐宇自动化电气有限公司


Yueqing Leyu Electric Automation Co., Ltd.

ENVIRONMENT	
Working Temp., Humidity	-20°C~+60°C; 20%~90% RH non-condensing
Storage Temp., Humidity	-40°C~+85°C; 10%~95%RH
Temp. Coefficient	±0.03%/°C(0~50°C)
Vibration	10~500Hz, 2G 10min./1cycle, period for 60min, each along X, Y, Z axes; Mounting: Compliance to IEC60068-2-6
SAFETY	
Withstand Voltage	I/P-O/P: 3KVAC
Isolation Resistance	I/P-O/P: 100M Ohms / 500VDC/25°C/70% RH
STANDARD	
Safety Standard	Design refer to UL60950-1,TUV EN60950-1,EN50178
EMC Standard	Design refer to EN55011,EN55022,EN61000-3-2,-3,EN61000-4-2,3,4,5,6,8,11,EN55024, EN61000-6-2,EN61204-3, heavy industry level, criteria A
OTHERS	
Dimension	78*93*56mm(W*H*D)
Weight	0.27Kg
Packing	48pcs/14Kg/1.02CUFT
NOTE	
<p>1.All parameters NOT specially mentioned are measured at 230VAC input, rated load and 25°C of ambient temperature.</p> <p>2. Ripple & noise are measured at 20MHz of bandwidth by using a 12" twisted pair-wire terminated with a 0.1μ & 47μ parallel capacitor.</p> <p>3.Tolerance: includes set up tolerance, line regulation and load regulation.</p> <p>4.The power supply is considered a component which will be installed into a final equipment. The final equipment must be re-confirmed that it still meets EMC directives.</p>	



乐清市乐宇自动化电气有限公司

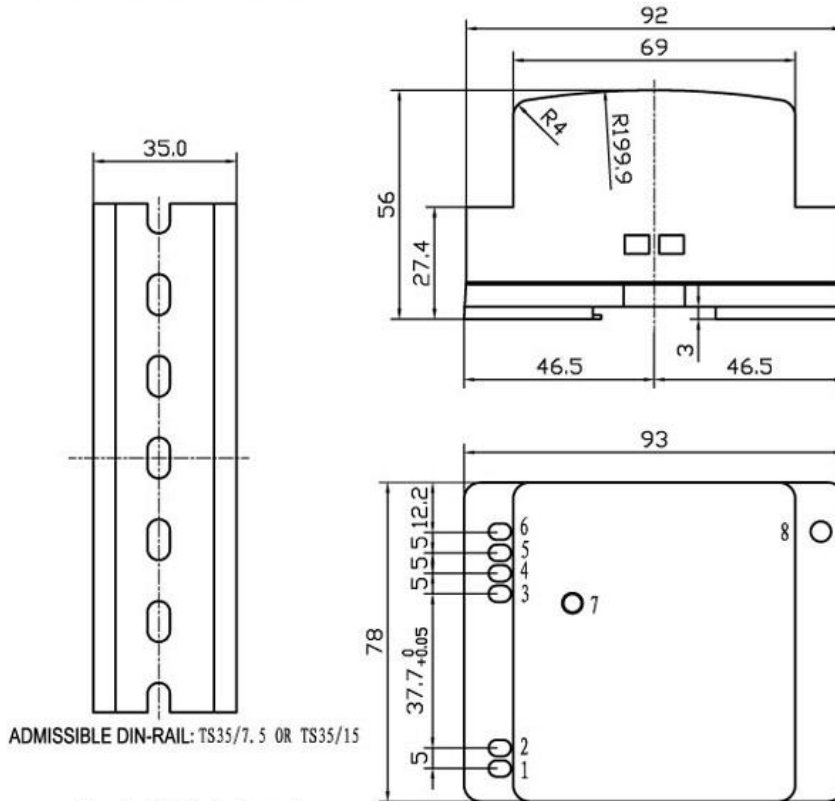
Yueqing Leyu Electric Automation Co., Ltd.



30W Single Output Industrial DIN Rail Power Supply

DR-30 Series

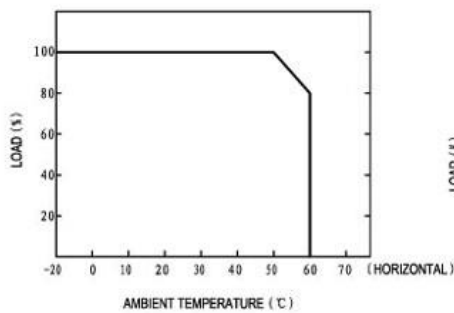
■ Outline and Dimension:



Terminal Pin No. Assignment:

Pin No.	Assignment	Pin No.	Assignment
1	AC/N	5, 6	-V
2	AC/L	7	LED
3, 4	+V	8	+V ADJ.

■ Output Derating



■ Output Derating VS Input Voltage

