

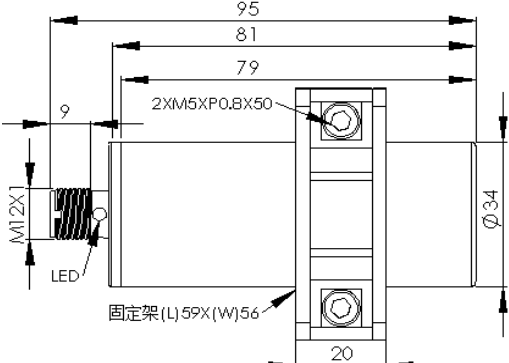
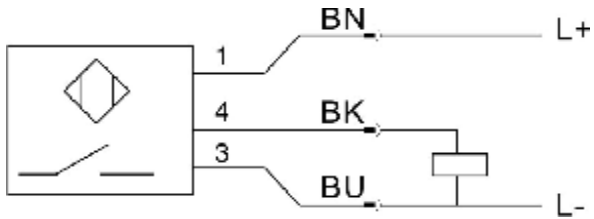


<p>IE1005 Inductive proximity sensor Plastic housing 34 M12 connector Size 81mm Sensing range 20mm[nf] Non-flush</p>	 <p>CE RoHS</p>
Electric design	DC PNP
Output	NO 
Operating voltage[V]	10...36 DC
Current loading[mA]	350
Short-circuit protection	Yes
Reverse polarity protection	Yes
Overload protection	Yes
Voltage drop[V]	<2.5
Consumed Current[mA]	<15(24VDC)
Real sensing range[mm]	20±10%
Operating range[mm]	0...16
Switch-point drift[%/Sr]	-10...10
Hysteresis[%/Sr]	1...15
Switching frequency[Hz]	100
Adjustment factors	low carbo steel=1 / stainless steel approx.0.7 / brass approx.0.5 / Alumi um approx.0.4 / copper approx.0.3
ESD[KV] EN61000-4-2	6kV III
EFT[KV] EN61000-4-4	2kV III
Walkie talking experiment[mm]	<1
Operating temperature[°C/°F]	-25...80
Protection classification	IP67
Dimension	
Housing material	PBT+GF
Switching state display LED	Red(90°)
Connection	M12 connector
Wiring Core color	
Accessory(Included)	Mounting clamp